



**IRRIGATION  
COMPONENTS  
INTERNATIONAL**

# Early Order Program 2019

# Terms & Conditions

*This is the best time of the year to stock up for your irrigation parts needs. Now is the time to plan ahead and take advantage of these deep discounts with the new 2020 price increases from our vendors. The program is simple.*

## Delayed Payment or Discounted Pricing

- ◆ **Account must be current to qualify to participate.**
- ◆ Minimum order to qualify for Early Order Program – Call for details.
- ◆ **Place your order** with your local branch on or before December 31, 2019
- ◆ No limit to the amount of orders placed, as long as they each meet minimum.
- ◆ Choose your program: Net **90**, **60**, or **30** days.
- ◆ Free shipping on large orders – Call for details. (\*Some exclusions apply).
- ◆ All orders are subject to cancellation due to product availability.

THREE PROGRAM OPTIONS		
NET 90	NET 60	NET 30
No Discount 90 Day Invoice <i>(Delivery by Mar 1, 2020)</i>	5% Discount 60 Day Invoice <i>(Delivery by Jan 31, 2020)</i>	8% Discount 30 Day Invoice <i>(Delivery by Dec 31, 2019)</i>
Program Order Terms <b>MUST</b> be selected at the time of placing your order.		
You can choose to postpone delivery, but invoicing will be within the terms selected. <b>Program invoices will be sent at full product pricing.</b> Your discount is deducted from your invoice total, when making your payment within terms. Discounts do not apply to freight charges.		
<b>All invoices must be paid within the payment terms selected.</b> All past due invoices will be subject to applicable finance charges.		

*Please take a moment to review some of our most popular products, along with our best deals of the year.*

Due to the uncertainty of future tariffs all products sold or manufactured by ICI that incur additional tariffs will receive price increases equal to the tariffs incurred by ICI.

All pricing subject to change without notice.



# Drop Hose

*You won't find a better price anywhere!!*



**Specifications meet OEM-Original Blue Hose**

**Part Number: 6072008120**

# Wire & Cable



*"Our patented devices are revolutionizing the electrical industry by offering a faster, safer and cost-effective way to transfer power. These innovative alternatives were designed to allow for quick and reliable connectivity without the need for specialized tools or timely processes."*

The Melni Connector can be installed in less than 1 minute! Just insert the stripped cable, twist the end caps to tighten the patented spiral insert, and then tighten the waterproof caps. That's it!



Part #	Description
9067450002	#2 - #4 Melni Splice Connector
9067450001	#1/0 - #2/0 Melni Splice Connector
9067450003	#3/0 - #4/0 Melni Splice Connector

**Contact your local  
branch for pricing!!**

**Master Spool Discounts**

*Free Freight on orders of 2+ Master Spools*


**Prysmian**  
Group





# BLUEWATER

ELECTROMAGNETIC FLOWMETER



## FEATURES

- Accuracy +/- 1% of Flow Rate, 1-33 fps
- National Institute of Standards and Technology (NIST) Certified
- Five (5) Year Battery Life, (no tools to replace)
- Rugged Design, SS Body w/ Cast Aluminum Enclosure
- Single Piece Polyurethane Liner, (no seams or separation)
- Sizes 3" to 14" (other sizes available upon request)
- Pulse Output Standard, (telemetry ready)
- Internal Datalogger Option Available
- Rotatable Internal Display (90 degrees)
- Non-Volatile Flash Memory
- Field Serviceable, (no need to pull meter and send back to factory)
- 100% Made in USA



**Contact your ICI branch for pricing.**

866-626-5470 | [ici@irricomp.com](mailto:ici@irricomp.com)

[irricomp.com](http://irricomp.com)



## **TigerMagEP™**

Accuracy: +/- 0.5% of Flow Rate

Available in size 1/10" – 72" Pipe Size

No Moving Parts & Robust all metal construction

4-20 mA, Pulse, Frequency and RS 232 output is standard

Modbus & HART options available

Rotatable display is standard, Remote display option available

Field Programmable & Repairable

**Contact your local ICI Rep today for pricing!!**



## **Irri-Prop Saddle Meter**

Accuracy: +/- 2% of Flow Rate

Available in sizes 4" – 14"

Pulse or 4-20 mA Output Available

No external power requirement

Electronic Display

Inductive Pickups – No Drive Cables to Break

Rugged & Dependable Design





# Still going strong...





# **ICI Gearbox**

## ***Standard Duty Series***

50:1 Short Shaft Gearbox

52:1 Long Shaft Gearbox

## **3 YEAR WARRANTY**

- API Cartridge Input / Output Seals
- Oversized bearings on input shaft to handle higher loads
- Universal Bolt Mounting Pattern
- 2-1/4" (5.72cm) High Strength Steel Output & Input Shaft
- Premium Tapered Bearings
- Ductile Iron Input Shaft End Caps
- Filled with Premium GL5 Gear Oil
- Designed to Withstand 11,500 lbs. (5200 kgs) Tower Weight, with 60% on one wheel



Part No.	Model	Description
1011814150	ICI-150GB	50:1 Short Shaft, Standard Duty Gearbox, Non-Tow
1011814151	ICI-152GB	52:1 Long Shaft, Standard Duty Gearbox, Non-Tow





# **ICI Gearbox**

## ***Super Duty Series***

50:1 Short Shaft Gearbox

52:1 Long Shaft Gearbox

## **3 YEAR WARRANTY**



- Oversized gears, bearings & housing for extreme field conditions.
- Dual input shafts made from hot forged steel
- 2-1/2" high alloy steel output shaft
- Cartridge type seals on input & output shafts
- Vented external expansion chamber with rubber diaphragm
- 50:1 ratio gearbox is designed to fit existing Lindsay & Reinke machines without shaft modification.

Part No.	Model	Description
1011814250	ICI-250SS	50:1 Short Shaft, SUPER Series Gearbox, Non-Tow
1011814252	ICI-252SS	52:1 Long Shaft, SUPER Series Gearbox, Non-Tow



# ICI Helical

## **3 YEAR WARRANTY**

### **3/4 Horsepower Helicals**

43 RPM, 40:1 Gear Ratio

34 RPM, 50:1 Gear Ratio



- ♦ Invertor Duty, VFD Suitable
- ♦ Improved Water-Tight Seal
- ♦ Heat-Dissipating, Finned Frame
- ♦ Thermally Protected
- ♦ Greater Load Bearing Capacity

### **1-1/2 Horsepower Helicals**

57 RPM, 30:1 Gear Ratio

68 RPM, 25:1 Gear Ratio

Part No	Model	RPM	HP	Volts AC	Amp	Hz	Phase
1014814250	ICI-7534H	34/28	0.75/0.6	460/380	1.5	60/50	3
1014814251	ICI-7543H	43/35	0.75/0.6	460/380	1.5	60/50	3
1014814252	ICI-1557H	57/47	1.5/1.2	460/380	2.4	60/50	3
1014814253	ICI-1568H	68/56	1.5/1.2	460/380	2.4	60/50	3





# ICI Stator



## L - Style

3/4 HP Stator

1 1/2 HP Stator

- ♦ Invertor Duty, VFD Suitable
- ♦ Improved Water-Tight Seal
- ♦ Heat-Dissipating, Finned Frame
- ♦ 2 Styles— Fits Most Common Gears
- ♦ 1 Year Warranty

## V - Style

3/4 HP Stator

1 1/2 HP Stator

Part No.	Model	RPM	HP	Volts AC	AMP	HZ	Phase
1015814350	ICI-75MV	1750/1455	0.75/0.6	460/380	1.5	60/50	3
1015814351	ICI-75ML	1750/1455	0.75/0.6	460/380	1.5	60/50	3
1015814352	ICI-15MV	3500/2910	1.5/1.2	460/380	2.4	60/50	3
1015814353	ICI-15ML	3500/2910	1.5/1.2	460/380	2.4	60/50	3



Part #	Description
<b>GEAR MOTORS COMPLETE</b>	
1014105042	<b>7843PE</b> – Gear Motor - 58:1, 30RPM, 1HP
1014105040	<b>A799PE</b> – Gear Motor - 31:1, 56RPM, 1.5HP
<b>GEAR MOTOR ONLY MODULES</b>	
1015105050	<b>A726PE</b> – Motor Module - 1HP, 460/380V, 60/50Hz
1015105051	<b>A728PE</b> – Motor Module - 1.5HP, 460/380V, 60/50Hz



# Driveline Couplers

## ICI Gears Coupler

Part # 1017953100



- Cast Aluminum Body
- Thermoplastic Polyurethane puck
- Made from same materials as other brands on the market
- Currently available for 7/8" Drive Shaft

## BLACK MAX Coupler


Part # 1017430010

**The Black Max is constructed with a heat-treated anodized aluminum body, coupled with In-Flex disc technology. This adds the strength and flexibility that is ideal for today's mechanized irrigation systems with their larger tires, 4x4 corner machines and corner-steering gearboxes.**

- ❖ Universal Design (Fits 3/4" – 7/8" – 1")
- ❖ Pre-Assembled for easy One-Size Wrench Installation
- ❖ In-Flex Thermoplastic Disc is 30% more flexible than competitive brands
- ❖ In-Flex Technology keeps gear boxes & center drives running longer




# Sprinkler Lube



- Superior anti-wear protection
- Excellent extreme pressure protection against gear scoring
- Superior rust and corrosion protection
- Less soil leakage
- Water resistance
- Less down time
- Longer seal life
- Longer gearbox life

Part #	Description
4011511005	Sprinkler Lube 1200 – 35# Pail
4011511004	Sprinkler Lube 1200 – 120# Keg
4011511006	Sprinkler Lube 1200 – 400# Drum

**Stored with  
Standard Oil**



**Stored with  
Sprinkler Lube 1200**




## SEE THE DIFFERENCE

Both gearboxes were stored  
covered outside for

**3 YEARS**

*\*Sprinkler Lube DOES NOT qualify as  
freight allowed items\**





# Wheels & Tires

Part #	Description
<b>COMPLETE ASSEMBLYS</b>	
8073000124	ASSEMBLY – <b>11.2X24</b> – 6 Ply, R1, Mounted on 8 x 24 Galvanized Rim w/ Stem Guard
8073000140	ASSEMBLY – <b>14.9X24</b> – 6 Ply, R1, Mounted on 10 x 24 Galvanized Rim w/ Stem Guard
8073000130	ASSEMBLY – <b>11.2X38</b> – 6 Ply, R1, Mounted on 10x38 Galvanized Rim w/ Stem Guard & Reinforced Center Rim
8073000131	ASSEMBLY – <b>11.2X38 – 10 Ply</b> , R1, Mounted on 10x38 Galvanized Rim w/ Stem Guard & Reinforced Rim Center
8073000132	ASSEMBLY – <b>11.2X38 – 10 Ply, NON-DIRECTIONAL</b> , Mounted on 10x38 Galvanized Rim w/ Stem Guard & Reinforced Center
<b>NON PNEUMATIC ASSEMBLYS</b>	
8073348120	ASSEMBLY – <b>11.2X38</b> – IRRI-Gator, NPT, <b>DIRECTIONAL</b> , 10X38 Universal Rim
8073348121	ASSEMBLY – <b>11.2X38</b> - IRRI-Gator, NPT, <b>NON-DIRECTIONAL</b> , 10X38 Universal Rim
<b>GALVANIZED RIM ONLY</b>	
8075101004	RIM ONLY - <b>8 x 24</b> Galvanized, 8 Hole, with Stem Guard
8075101003	RIM ONLY - <b>10 x 24</b> Galvanized, 8 Hole, with Stem Guard
8075101001	RIM ONLY - <b>10 x 38</b> Galvanized, 8 Hole, Reinforced Center, with Stem Guard



**\*Wheels & Tires DO NOT qualify as freight allowed items\***

# Collector Rings



Part #	Description
3022300101	10 Ring Collector Ring, Aluminum Lid
3022300111	11 Ring Collector Ring, Aluminum Lid



Part #	Description
3022812002	10 Ring Collector Ring, Plastic Lid
3022812001	11 Ring Collector Ring, Plastic Lid

*Other configurations & options available, but not featured in this program. Contact your ICI Rep for more information.*



# Main Control Panels

## Standard Panel Features

Baked Epoxy Coated Enclosure  
Additional Inner Door Lock  
Heavy Duty Disconnect Switch  
Hour Meter  
3.5" Voltmeter, 0-600 Volts  
2 Additional Auxiliary Switches  
End Tower Light Indicator

### Switches Include:

Forward / Reverse ● Wet / Dry ● Pump Control  
● Auto Reverse ● End Gun



Part # 3048300360



Hydrus control panels can be adapted to work with  
Valley, Lindsay, Lockwood & Many other systems.



Part # 3048300367

## V-Style Panel Features

Familiar Internal Electrical Components & Layout  
Made in USA & UL Listed  
Designed to work with all existing safety systems  
Hour Meter  
Volt Meter

### Switches Include:

Forward / Reverse ● Wet / Dry ● Pump Control  
● Start / Stop ● Auto End Gun ● AR / AS







# Tower Boxes

## V•Style Tower Boxes

Part #	Description
3049300103	Intermediate Tower Box
3049300203	Stall Tower Box
3049300303	End Tower Box
3049300403	End Tower / Booster Pump Combo Tower Box



## L•Style Tower Boxes

Intermediate



Part #	Description
3061300102	Intermediate Tower Box
3061300202	Stall Tower Box
3061300302	End Tower Box
3061300502	Booster Pump Tower Box

Stall Box



End Box

End / Booster



# Tower Box Conversion Kits



hydrus tower box conversion kits allow you to update your old tower box controls. Our kit comes with everything you need for an easy installation.

- Made in the USA.
- V-Style tower boxes are U.L. approved.
- All galvanized tower box and alignment arm keeper mount.
- Kit includes everything needed for the conversion.
- Valley style tower boxes come with stiffener bracket as standard.

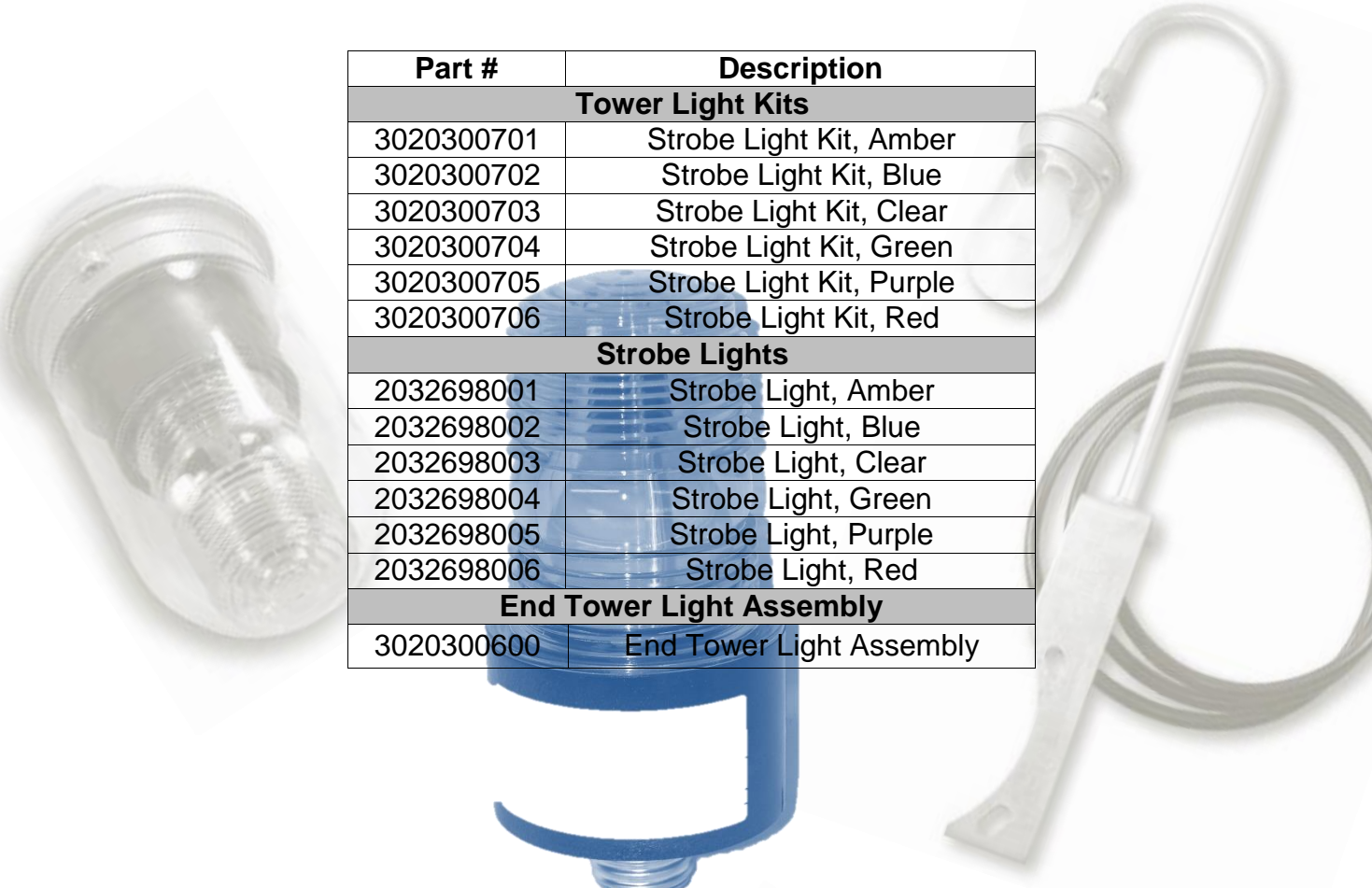
*The kit includes the V-Style tower box, tower box mount, alignment arm, alignment arm keeper mount and the hardware package. For the end tower installation, you would only require the V-Style End tower box, tower box mount, and the hardware package. These bolt on kits allow you to mount the tower box and alignment arm keeper mounts without having to modify or weld on the existing structure.*

Part #	Description
3047300102	Intermediate - Bolt-On Conversion Kit, includes Tower Box
3047300202	Stall - Bolt-On Conversion Kit, includes Tower Box
3047300302	End - Bolt-On Conversion Kit, includes Tower Box
3047300400	Booster Pump / End - Bolt-On Conversion Kit, includes Tower Box

*The kits featured in our program include the V-Style Tower Box, the tower box mounting bracket & hardware, the alignment rod, the alignment rod keeper bracket & mounting hardware.*

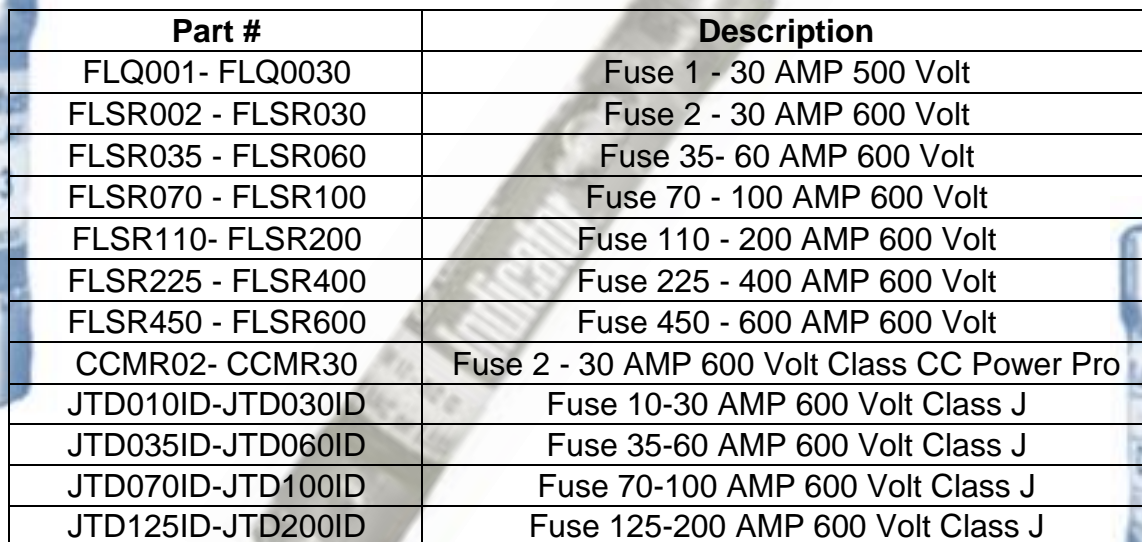
# Lighting

## Tower Strobe Lights & Light Kits



Part #	Description
<b>Tower Light Kits</b>	
3020300701	Strobe Light Kit, Amber
3020300702	Strobe Light Kit, Blue
3020300703	Strobe Light Kit, Clear
3020300704	Strobe Light Kit, Green
3020300705	Strobe Light Kit, Purple
3020300706	Strobe Light Kit, Red
<b>Strobe Lights</b>	
2032698001	Strobe Light, Amber
2032698002	Strobe Light, Blue
2032698003	Strobe Light, Clear
2032698004	Strobe Light, Green
2032698005	Strobe Light, Purple
2032698006	Strobe Light, Red
<b>End Tower Light Assembly</b>	
3020300600	End Tower Light Assembly


## Fuses



Part #	Description
FLQ001- FLQ0030	Fuse 1 - 30 AMP 500 Volt
FLSR002 - FLSR030	Fuse 2 - 30 AMP 600 Volt
FLSR035 - FLSR060	Fuse 35- 60 AMP 600 Volt
FLSR070 - FLSR100	Fuse 70 - 100 AMP 600 Volt
FLSR110- FLSR200	Fuse 110 - 200 AMP 600 Volt
FLSR225 - FLSR400	Fuse 225 - 400 AMP 600 Volt
FLSR450 - FLSR600	Fuse 450 - 600 AMP 600 Volt
CCMR02- CCMR30	Fuse 2 - 30 AMP 600 Volt Class CC Power Pro
JTD010ID-JTD030ID	Fuse 10-30 AMP 600 Volt Class J
JTD035ID-JTD060ID	Fuse 35-60 AMP 600 Volt Class J
JTD070ID-JTD100ID	Fuse 70-100 AMP 600 Volt Class J
JTD125ID-JTD200ID	Fuse 125-200 AMP 600 Volt Class J




# Signature Product



## Hydrus Contactors

Available in


- 3-Pole • 4-Pole • Reversing
- Manufactured by Hartland*





# Electrical Components

CONTACTORS	
2024778010	Hydrus – 3 Pole, 120V, 30 Amp Contactor
2024778020	Hydrus – 4 Pole, 120V, 40 Amp Contactor
2024778030	Hydrus – 3 Pole, 120V, 40 Amp Contactor, w/ 2 Auxillary Switches
2024819101	Eaton – 3 Pole, 120V, 30 Amp Contactor
2024697007	Schneider – 3 Pole, 120V, 9 Amp Contactor, w/ 1 NO & 1 NC
2024697009	Schneider – 3 Pole, 120V, 25 Amp Contactor, 15 Hp Reversing, 1NO & 1NC
2024697010	Schneider – 3 Pole, 120V, 32 Amp Contactor, 20 Hp Reversing, w/ 1 NO & 1 NC
PERCENTAGE TIMERS	
2041695102	Eagle Danaher – Percentage Timer, 60 Sec, Solid State, 120V
2041695001	Eagle Danaher – Percentage Timer, 30 Sec, Solid State, 120V
2041726002	Macromatic – Percentage Timer, 60 Sec, 120VAC
OVERWATER TIMERS	
2041695007	Eagle Danaher – Overwatering Timer (Stall), 0-5 Min, Solid State, Reverse Start
2041695006	Eagle Danaher – Overwatering Timer (Stall), 0-30 Min, Solid State, Reverse Start
2041695005	Eagle Danaher – Overwatering Timer (Stall), 0-60 Min, Solid State, STANDARD Start
2041695004	Eagle Danaher – Overwatering Time (Stall), 0-60 Min, Solid State, REVERSE Start
2041726003	Macromatic – Overwatering Timer, 0-30 Min, 120VAC
2041726005	Macromatic – Overwatering Timer, 0-60 Min, 120VAC
MICROSWITCHES	
2031241004	Microswitch – Short Arm, Brown Body, Valley Style
2031241002	Microswitch – Long Arm, Black Body, Lindsay Style



# EAT•N

## Cutler-Hammer

- ✦ DP Contactor
- ✦ 3 Pole
- ✦ 30 AMP
- ✦ 120 VAC Coil



ICI Part #  
2024819101

Mfg Part #  
C25DND330A





## Booster Pumps

### 2 HP Booster Pump w/ Volute

Part # 6066430008 – Bluffton Motor

Part # 6066430003 – Leeson Motor

### 2 HP Booster Pump w/ OUT Volute

Part # 6066430009 – Bluffton Motor

Part # 6066430004 – Leeson Motor

## End Guns

### 18 ° Thunderbolt End Gun

Part # 6067430104

### 24 ° Thunderbolt End Gun

Part # 6067430105

## Pivot End Gun Valves

### 3/4" NPT

Part # 4092430011

### 2" NPT

Part # 4092430005

### 2" 90 ° NPT

Part # 4092430013

## Air Vents

### 2" X-Series Air Vent

Part # 4057430012

### 3" X-Series Air Vent

Part # 4057430014

### 4" X-Series Air Vent

Part # 4057430015

## Drains

### Star Drain – Valley Style

Part # 5065430002

### Star Drain – Zimmatic Style

Part # 5065430004

# Valves & Flanges



## DUCTILE IRON

## STAINLESS STEEL

Part #	Description
4050420005	4" Lever Op Butterfly Valve
4050420007	6" Lever Op Butterfly Valve
4050420009	8" Lever Op Butterfly Valve
4050420002	10" Lever Op Butterfly Valve

Lever Op

Part #	Description
4050430008	4" Lever Op Butterfly Valve
4050430003	6" Lever Op Butterfly Valve
4050430010	8" Lever Op Butterfly Valve
4050430005	10" Lever Op Butterfly Valve

Part #	Description
4050420004	4" Gear Op Butterfly Valve
4050420006	6" Gear Op Butterfly Valve
4050420008	8" Gear Op Butterfly Valve
4050420001	10" Gear Op Butterfly Valve

Gear Op

Part #	Description
4050430013	4" Gear Op Butterfly Valve
4050430009	6" Gear Op Butterfly Valve
4050430020	8" Gear Op Butterfly Valve
4050430011	10" Gear Op Butterfly Valve

## Steel Flanges

Part #	Description
4053002002	4" Steel Flange - OD
4053002004	6" Steel Flange - OD
4053002005	8" Steel Flange - OD
4053002006	10" Steel Flange - OD
4053002007	12" Steel Flange - OD

Part #	Description
4053002008	4-1/2" Steel Flange - IPS
4053002009	6-5/8" Steel Flange - IPS
4053002010	8-5/8" Steel Flange - IPS
4053002011	10-3/4" Steel Flange - IPS

## BLUE LINE

## STAINLESS STEEL

Part #	Description
4050002002	4" Lever Op Butterfly Valve
4050002003	6" Lever Op Butterfly Valve
4050002004	8" Lever Op Butterfly Valve
4050002005	10" Lever Op Butterfly Valve

Lever Op

Part #	Description
4050430008	4" Lever Op Butterfly Valve
4050430003	6" Lever Op Butterfly Valve
4050430010	8" Lever Op Butterfly Valve
4050430005	10" Lever Op Butterfly Valve

Part #	Description
4050002008	4" Gear Op Butterfly Valve
4050002009	6" Gear Op Butterfly Valve
4050002010	8" Gear Op Butterfly Valve
4050002011	10" Gear Op Butterfly Valve

Gear Op

Part #	Description
4050430013	4" Gear Op Butterfly Valve
4050430009	6" Gear Op Butterfly Valve
4050430103	8" Gear Op Butterfly Valve
4050430011	10" Gear Op Butterfly Valve

# **Contact your location today !!**

## **Northwest Location**

1114 N Oregon Avenue  
Pasco, WA 99301

**Office: 509.492.0846**

[northwest@irricomp.com](mailto:northwest@irricomp.com)

*(Covering Washington, Oregon, California,  
British Columbia & Alberta)*

2698 Lakeview Road  
American Falls, ID 83211

**Office: 208.731.7285**

[idaho@irricomp.com](mailto:idaho@irricomp.com)

*(Covering Western Montana, Idaho, Nevada & Utah)*

## **Midwest Location**

1832 Seedling Road  
Grand Island, NE 68801

**Office: 308.381.1509**

[midwest@irricomp.com](mailto:midwest@irricomp.com)

*(Covering Eastern Montana, Northern Colorado,  
Wyoming, Nebraska & Northern Kansas)*

## **Great Lakes Region**

**Office: 308.380.1378**

[greatlakes@irricomp.com](mailto:greatlakes@irricomp.com)

*(Covering North & South Dakota, Wisconsin, Michigan,  
Minnesota, Iowa, Illinois, Indiana & Ohio)*

## **Southwest Location**

222 NE Loop 289  
Lubbock, TX 79403

**Office: 806.318.3854**

[southwest@irricomp.com](mailto:southwest@irricomp.com)

*(Covering Texas, New Mexico, Southern Colorado &  
South Kansas)*

## **Southeast Location**

2718 Marshall Drive  
Tifton, GA 31793

**Office: 251.232.0038**

[southeast@irricomp.com](mailto:southeast@irricomp.com)

*(Covering East Coast & Southeastern States)*

## **Corporate • Hydrus Manufacturing**

27548 World Court  
Daphne, AL 36526

**Office: 251.626.5470**

[icii@irricomp.com](mailto:icii@irricomp.com)

